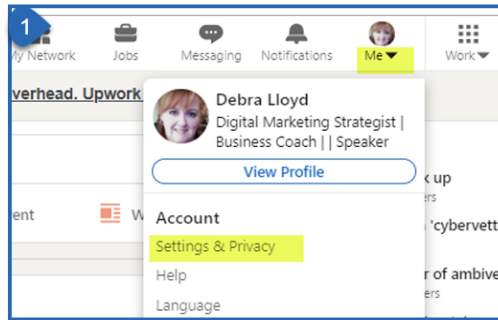


HOW TO CHANGE YOUR PASSWORD



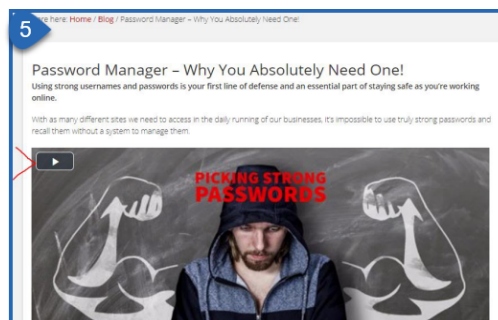
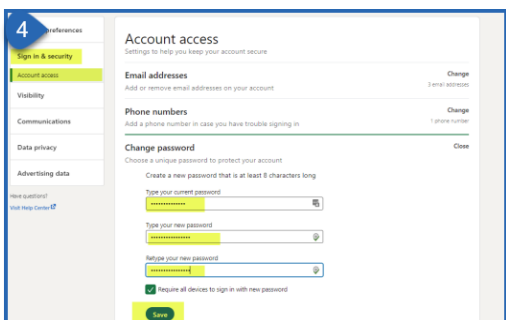
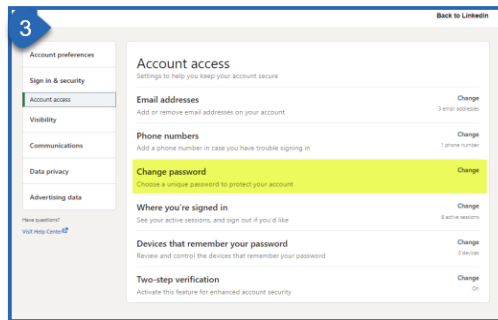
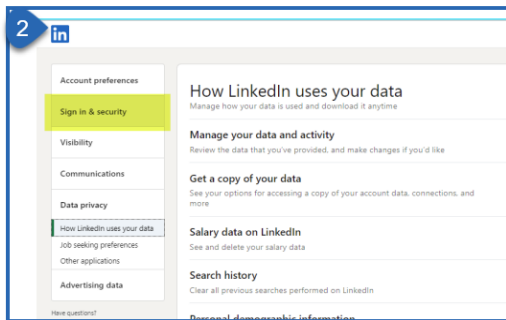
1 Sign in to your LinkedIn account **CLICK the drop down selector** next to your profile image "Me" in top right nav bar select **Settings & Privacy**

2 Select **Sign in & security** from left sidebar

3 Select **Change password**

4 Complete the form...
Select the check box "Require all devices to sign in with new password"
Click Save

5 Recommended video:
"Picking Strong Passwords"
<https://wp-webworks.com/43637>



Courtesy of
<https://wp-webworks.com>
rev: April 2021